



29132 Avenue Paine, Valencia, CA 91355
 Phone (661) 775-0686 · Fax (661) 775-0668
 www.hydrosystem.com
 e-mail: hydro@hydrosystem.com

Builder Regan



RH shown; LH is mirror image

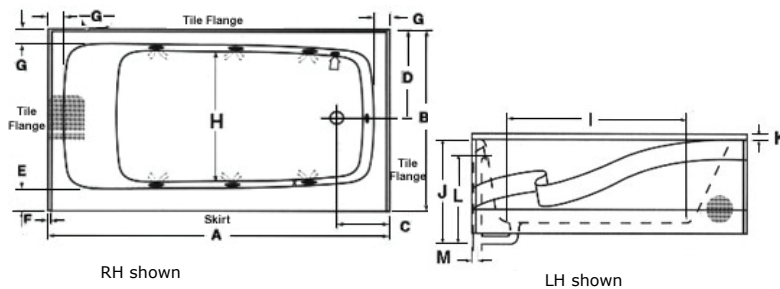
Tub must be set in Mortar Base

Model Feature

- White/Almond/Bone/Natural
- Acrylic/Fiberglass Bathtub
- Integral wood base
- Integral skirt/Tile Flange
- 6 directional jets
- Air switch
- Silent air induction
- Suction cover
- 1¼ hp UL listed pump, mounted
- Sturdy cardboard box or wooden crate

Optional Equipment

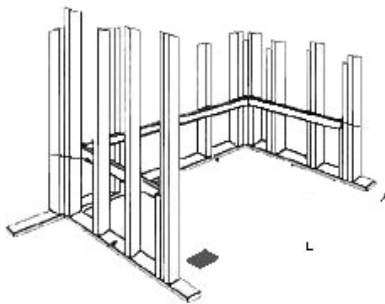
- Waste & overflow
Polished chrome
Polished brass
- System trim
Polished Chrome
Polished Brass



Electrical Components	Electrical Requirements
Whirlpool (1.25 HP Single Speed Pump, 115V 9.5 Amp)	1 Dedicated 20 Amp GFCI Circuit
Thermal Air (1 HP Blower with 600 Watt Heater)	1 Dedicated 20 Amp GFCI Circuit


Model	GC	AC	A	B	C	D	E	F	G	H	I	J	K	L	M	Jets	Pump HP	Water Capacity
6032	N/A	√	60"	32"	9½"	15"	4¾"	¼"	2½"	20½"	43½"	18"	1"	15½"	1⅛"	6	1.25	45 gal.
6036	N/A	√	60"	36"	9½"	17"	4¾"	¼"	2½"	24½"	43½"	18"	1"	15½"	1⅛"	6	1.25	50 gal.
6632	N/A	√	66"	32"	9½"	15"	4¾"	¼"	2½"	20½"	49½"	18"	1"	15½"	1⅛"	6	1.25	55 gal.
7232	N/A	√	72"	32"	9¾"	16"	1¾"	¼"	1¾"	18½"	50"	20"	1¾"	17½"	1¾"	6	1.25	60 gal.

Framing Dimension



Three Wall Enclosure		
(L)enght	(W)idth	(H)eight Finish
60"	32"	18¾"
60"	36"	18¾"
66"	32"	18¾"
72"	32"	20¾"

Approvals
Commonwealth of Massachusetts



All Specifications subject to change without notice