



29132 Avenue Paine, Valencia, CA 91355
 Phone (661) 775-0686 · Fax (661) 775-0668
 www.hydrosystem.com
 e-mail: hydro@hydrosystem.com

Builder Marie



RH shown; LH is mirror image

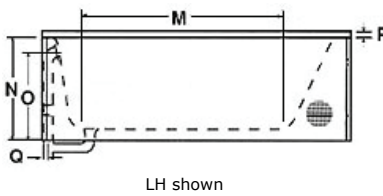
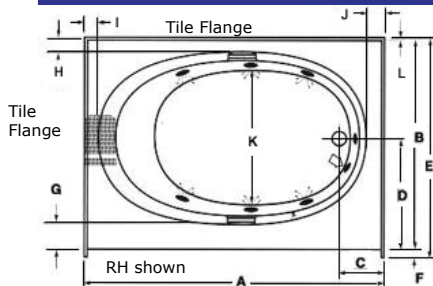
Tub must be set in Mortar Base

Model Feature

- White/Almond/Bone/Natural
- Acrylic/Fiberglass Bathtub
- Integral wood base
- Integral grab bars
- Integral skirt; no access panel
- Integral Tile Flange
- 6 directional jets
- Air switch
- Silent air induction
- Suction cover
- 1¼ hp UL listed pump, mounted
- Sturdy cardboard box or wooden crate

Optional Equipment

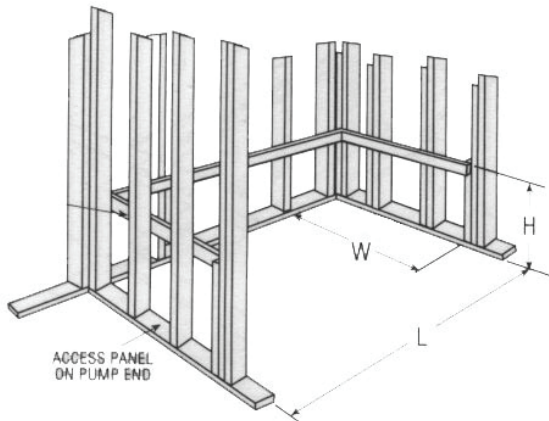
- Waste & overflow
Polished chrome
Polished brass
- System trim
Polished Chrome
Polished Brass




Electrical Components	Electrical Requirements
Whirlpool (1.25 HP Single Speed Pump, 115V 9.5 Amp)	1 Dedicated 20 Amp GFCI Circuit
Thermal Air (1 HP Blower with 600 Watt Heater)	1 Dedicated 20 Amp GFCI Circuit

Model	GC	AC	A	B	C	D	E	F	G	H	I	J	K	L	M	N	O	P	Q	Jets	Pump	Water Cap.
6042	N/A	√	60"	42"	9"	21"	44"	2"	5½"	2¾"	2¾"	3½"	27"	¼"	39¾"	20"	17½"	2"	1¼"	6	1.25	45 gal.

Framing Dimension



Three Wall Enclosure			Approvals
Lenght	(W)idth	(H)eight	
60"	44"	20¾"	



All Specifications subject to change without notice