



29132 Avenue Paine, Valencia, CA 91355
 Phone (661) 775-0686 · Fax (661) 775-0668
 www.hydrosystem.com
 e-mail: hydro@hydrosystem.com

Builder Kona



RH shown;
LH is mirror
image

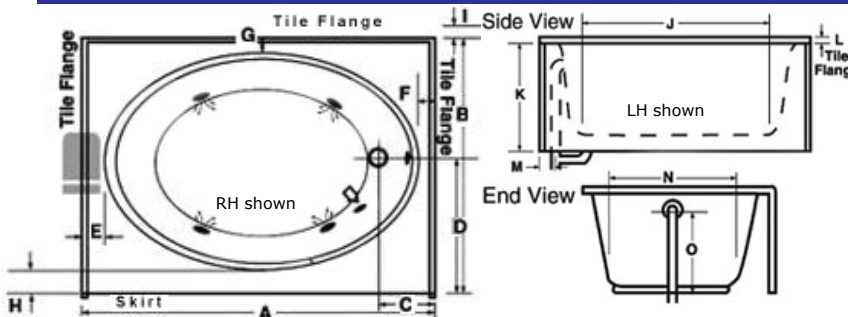
Tub must be set in Mortar Base

Model Feature

- White/Almond/Bone/Natural
- Gelcoat Bathtub
- Integral wood base
- Integral skirt/Tile Flange
- 6 directional jets
- Air switch
- Silent air induction
- Suction cover
- 1¼ hp UL listed pump, mounted
- Sturdy cardboard box or wooden crate

Optional Equipment

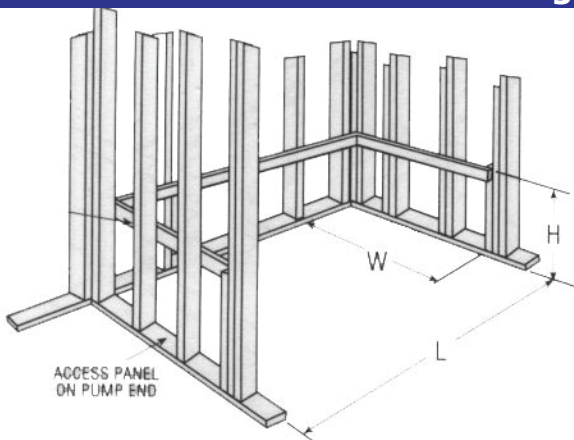
- Waste & overflow
Polished chrome
Polished brass
- System trim
Polished Chrome
Polished Brass



Electrical Components	Electrical Requirements
Whirlpool (1.25 HP Single Speed Pump, 115V 9.5 Amp)	1 Dedicated 20 Amp GFCI Circuit
Thermal Air (1 HP Blower with 600 Watt Heater)	1 Dedicated 20 Amp GFCI Circuit


Model	GC	AC	A	B	C	D	E	F	G	H	I	J	K	L	M	N	O	Jets	Pump HP	Water Capacity
6036-15	√	N/	60"	36"	9"	18"	3"	3"	4"	4"	1"	46"	15"	1½"	2½"	22"	12½"	6	1.25	35 gal.
6042-15	√	N/	60"	42"	11½"	21"	3"	4"	4"	4½"	1"	43"	15"	1"	3"	24"	12½"	6	1.25	40 gal.
6042-18	√	N/	60"	42"	11½"	21"	3"	4"	4"	4½"	1"	43"	18"	1"	3"	24"	15½"	6	1.25	45 gal.
6042-20	√	N/	60"	42"	11½"	21"	4"	4"	4"	4½"	1"	43"	20"	1"	3"	24"	17½"	6	1.25	45 gal.

Framing Dimension



Three Wall Enclosure			
Model	(L)enght	(W)idth	(H)eight Finish
6036-15	60"	36"	15¾"
6042-15	60"	42"	15¾"
6042-18	60"	42"	18¾"
6042-20	60"	42"	20¾"

Approvals
Commonwealth of Massachusetts



All Specifications subject to change without notice