



29132 Avenue Paine, Valencia, CA 91355
 Phone (661) 775-0686 · Fax (661) 775-0668
 www.hydrosystem.com
 e-mail: hydro@hydrosystem.com

Builder 6042



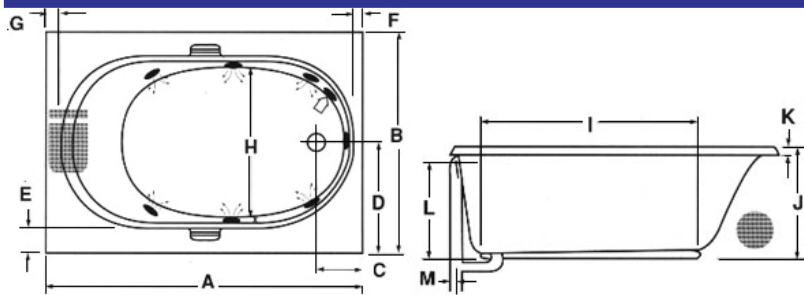
Tub must be set in Mortar Base

Model Feature

- White/Almond/Bone/Natural
- Acrylic/Fiberglass Bathtub
- Integral wood base
- Integral grab bars
- 6 directional jets
- Air switch
- Silent air induction
- Suction cover
- 1¼ hp UL listed pump, mounted
- Sturdy cardboard box or wooden crate

Optional Equipment

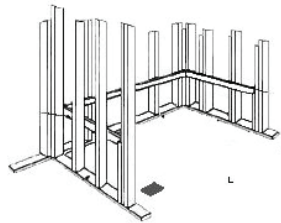
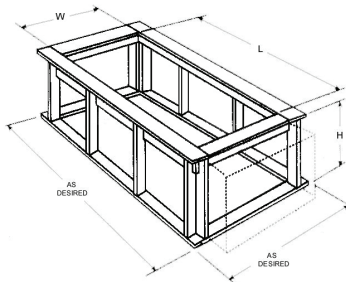
- Removable access panel skirt
- Waste & overflow
Polished chrome
Polished brass
- System trim
Polished Chrome
Polished Brass
- Tile Flange, molded



Electrical Components	Electrical Requirements
Whirlpool (1.25 HP Single Speed Pump, 115V 9.5 Amp)	1 Dedicated 20 Amp GFCI Circuit
Thermal Air (1 HP Blower with 600 Watt Heater)	1 Dedicated 20 Amp GFCI Circuit

Model	GC	AC	A	B	C	D	E	F	G	H	I	J	K	L	M	Jets	Pump HP	Water Cap.
6042	N/A	√	59½"	41½"	8¼"	20¾"	5"	2"	2½"	29"	39"	19½"	1½"	17"	1¼"	6	1.25	45 gal.

Framing Dimension



All Specifications subject to change without notice

Island Drop-In				Three Wall Enclosure			
Model	(L)enght	(W)idth	(H)eight Finish	(L)enght	(W)idth	(H)eight Finish	(H)eight Tub with molded Flange
6042	58"	40"	18¾"	60"	42"	18¾"	20¾"

Approvals

Commonwealth of Massachusetts

