



29132 Avenue Paine, Valencia, CA 91355  
 Phone (661) 775-0686 · Fax (661) 775-0668  
 www.hydrosystem.com  
 e-mail: hydro@hydrosystem.com

## Builder 6036



Tub must be set in Mortar Base

### Model Feature

- White/Almond/Bone/Natural
- Acrylic/Fiberglass Bathtub
- Integral wood base
- 6 directional jets
- Air switch
- Silent air induction
- Suction cover
- 1¼ hp UL listed pump, mounted
- Sturdy cardboard box or wooden crate

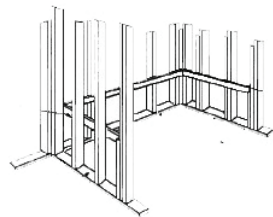
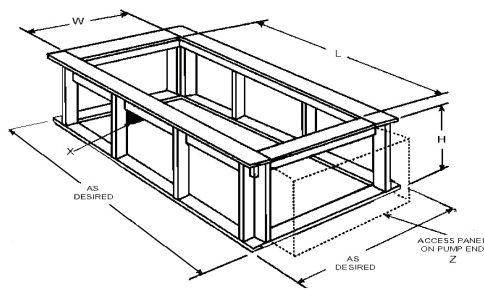
### Optional Equipment

- Removable access panel skirt
- Waste & overflow Polished chrome
- Polished brass
- System trim Polished Chrome
- Polished Brass
- Tile Flange, molded

	<b>Electrical Components</b>	<b>Electrical Requirements</b>
	Whirlpool (1.25 HP Single Speed Pump, 115V 9.5 Amp)	1 Dedicated 20 Amp GFCI Circuit
	Thermal Air (1 HP Blower with 600 Watt Heater)	1 Dedicated 20 Amp GFCI Circuit


Model	GC	AC	A	B	C	D	E	F	G	H	I	J	K	L	M	Jets	Pump HP	Water Cap.
6036	N/A	√	60"	36"	8¾"	18"	2¼"	2"	11½"	22½"	41"	18½"	1¾"	16"	1"	6	1.25	50 gal.

## Framing Dimension



**Approvals**

Commonwealth of Massachusetts



All Specifications subject to change without notice

Island Drop-In				Three Wall Enclosure			
Model	(L)enght	(W)idth	(H)eight Finish	(L)enght	(W)idth	(H)eight Finish	(H)eight Tub with molded Flange
6036	58"	34"	17¾"	60"	36"	17¾"	19¼"