



29132 Avenue Paine, Valencia, CA 91355
 Phone (661) 775-0686 · Fax (661) 775-0668
 www.hydrossystem.com
 e-mail: hydro@hydrossystem.com

Builder 6032



Tub must be set in Mortar Base

Model Feature

- White/Almond/Bone/Natural
- Acrylic/Fiberglass Bathtub
- Integral wood base
- Integral grab bars
- 6 directional jets
- Air switch
- Silent air induction
- Suction cover 1¼ HP UL Listed pump, mounted
- Sturdy cardboard box or wooden crate

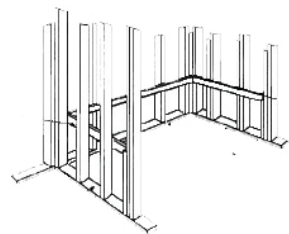
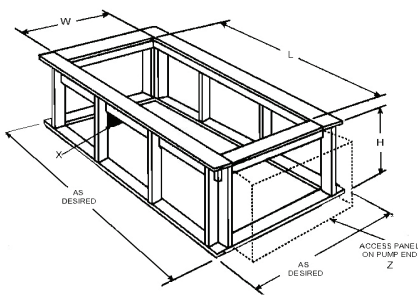
Optional Equipment

- Removable access panel skirt
- Waste & overflow
Polished chrome
Polished brass
- System trim
Polished Chrome
Polished Brass
- Tile Flange, molded


	Electrical Components Whirlpool (1.25 HP Single Speed Pump, 115V 9.5 Amp) Thermal Air (1 HP Blower with 600 Watt Heater)	Electrical Requirements 1 Dedicated 20 Amp GFCI Circuit 1 Dedicated 20 Amp GFCI Circuit
--	---	--

Mode	GC	AC	A	B	C	D	E	F	G	H	I	J	K	L	M	Jets	Pump	Water Cap.
6032	N/A	√	59¾"	31¾"	8½"	15¾"	2"	2"	2"	18"	40"	18¾"	1¼"	16¼"	1"	6	1.25	45 gal.

Framing Dimension



Approvals
 Commonwealth of Massachusetts



All Specifications subject to change without notice

Island Drop-In				Three Wall Enclosure			
Model	(L)enght	(W)idth	(H)eight Finish	(L)enght	(W)idth	(H)eight Finish	(H)eight Tub with molded Flange
6032	58"	30"	18"	60"	32"	18"	19½"